



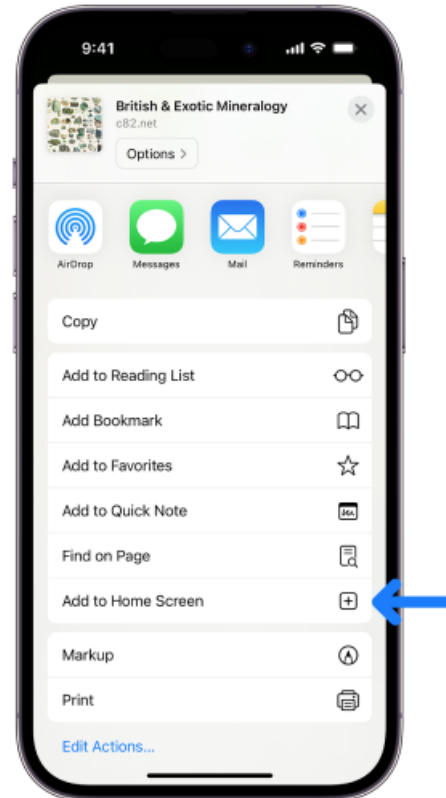
Add a website icon to your Home Screen

You can add a website icon to your iPhone Home Screen for quick access.

1. While viewing the website, tap  in the menu bar.
2. Scroll down the list of options, then tap Add to Home Screen.

If you don't see Add to Home Screen, you can add it. Scroll down to the bottom of the list, tap Edit Actions, then tap  Add to Home Screen.

The icon appears only on the device where you add it.



Note: Some websites may ask for permission to send you notifications. You can change your notification settings at any time.